











Feature Description	PSC Magellan® 8500	NCR 7875	NCR 7872
Evaluation Criteria: This evaluation is based on comparisons of laboratory measurements, product data sheets, web site information, press releases and trade show product demos and discussions. PSC is not aware of recent specification changes or revisions. These comparisons are subject to change.			
Sides Read	6 sides of an item	5 sides of an item	4 sides of an item
All-Weighs™ Platter	Yes	No	No
Produce Lift Bar Option	Yes - Produce Rail is Standard	No	Yes
Scan Lines	64	40	24
Motor RPM	6,000	8,000	8,000
Scan Lines / Second	6,400	5,333	3,200
Power Consumption --			
Operational	9 Watts	24 Watts	24 Watts
Standby Mode	4 Watts	11 Watts	11 Watts
Warranty	1 Year	1 Year	1 year
Horizontal Window	Diamond Glass and Sapphire	DLC Glass and Sapphire	DLC Glass and Sapphire
Vertical Window	Scratch Resistant Glass	Plastic	Plastic
EAS Deactivation	Optional	Optional	Optional
EAS Interlock Port	Optional	Optional	Optional
RSS Decoding	Yes	Yes	Yes
Upgradeable Software via Host & Aux Port	Yes	No	No
Productivity Index Reporting Software	Yes	No	No
Cashier Training Software	Yes	No	No
Multi-Host Interface	Yes	Limited Single and Dual Interfaces	Limited Single and Dual Interfaces
Power Off Terminal	Yes	No	No
Mean Time to Repair	20 minutes	30 minutes	50 minutes
Handheld Port	RS232 port (standard)	Single or Dual RS232 ports (optional)	Dual RS232 port (optional)

PSC Product Comparison

Magellan® Family



Feature Description	PSC Magellan® 8500	PSC Magellan® 8200	PSC Magellan® 8100	PSC Magellan® 2300HS	PSC Magellan® 2200VS
					
Warranty	1 year	1 year	1 year	1 year	1 year
Sides Read	6	5	5	3	4
Scan Lines	64	48	48	18	20
Motor RPM	6,000	6,000	4,500	6,000	6,000
Scan Lines / Second	6,400	4,800	3,600	1,800	2,000
Maximum Resolution	75 mil	75 mil	75 mil	75 mil	75 mil
Reads Poorly Printed Codes	Excellent	Excellent	Good	Good	Good
All-Weights™ Platter	Yes	Yes	Yes	No	No
Produce Bar Option	Produce Rail	AnyWeights Lift Bar	AnyWeights Lift Bar	No	No
Weight	26.0 lbs / 11.8kg	20.0 lbs / 9.1 kg	20.0 lbs / 9.1 kg	2.5 lbs / 1.13 kg	2.5 lbs / 1.13 kg
Power Consumption					
Operational	9 Watts	12 Watts	8 Watts	4 Watts	4 Watts
Standby Mode	4 Watts	4 Watts	4 Watts	2.5 Watts	2.5 Watts
Horizontal Window					
Tin Oxide Coated	Not Available	Not Available	Standard	Optional	Not Available
DLC Coated	Standard	Standard	Optional	Optional	Not Available
Sapphire Laminated	Optional	Optional	Optional	Optional	Not Available
Vertical Window	SR Glass	SR Glass	SR Glass	Not Available	SR Glass
EAS Deactivation	Optional	Optional	Optional	Optional	Optional
EAS Interlock	Optional	Optional	Optional	Optional	Optional
Upgradeable Software via Host & Aux Port	Yes	Yes	Yes	Yes	Yes
Productivity Index					
Reporting™ Software	Yes	Yes	No	Yes	Yes
Cashier Training™ Software	Yes	No	No	No	No
Multi-Host Interface	Yes	Yes	No	Yes	Yes
Power Off Terminal	Yes	Yes	Yes	Yes	Yes
Mean Time to Repair	20 minutes	20 minutes	20 minutes	20 minutes	20 minutes
Handheld Port	RS232	RS232	RS232	RS232	RS232
RSS Compatible	Yes (optional)	Yes (optional)	Yes (optional)	Yes (optional)	Yes (optional)

Specifications are subject to change without notice.

For more information, contact: PSC Inc., Product Marketing, Eugene, Oregon: 541-683-5700 / USA: 800-695-5700

or visit the PSC website at www.pscnet.com

©2003 Copyright, PSC Inc. All rights reserved.

Rev B - 5/03